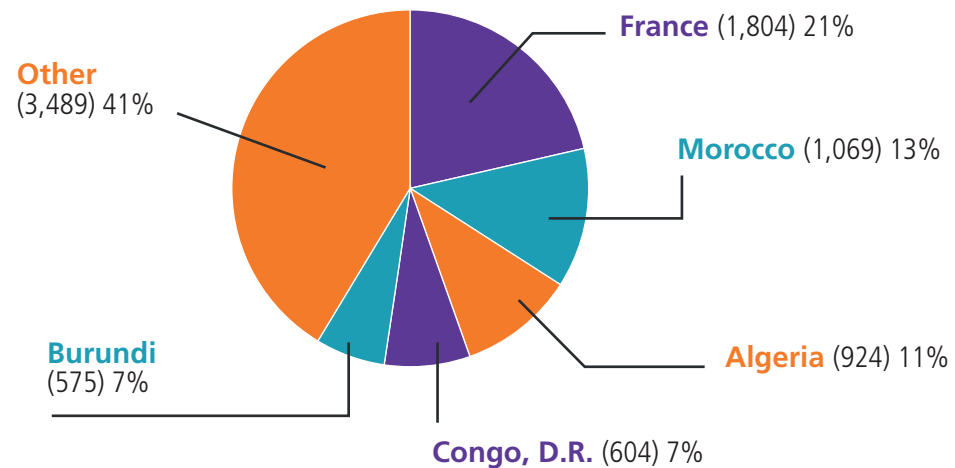


Dashboard on Francophone immigration - 2019



Where do French-speaking immigrants who settle outside Quebec come from?

Proportion of admissions* of French-speaking permanent residents outside Quebec, by country of citizenship, 2019



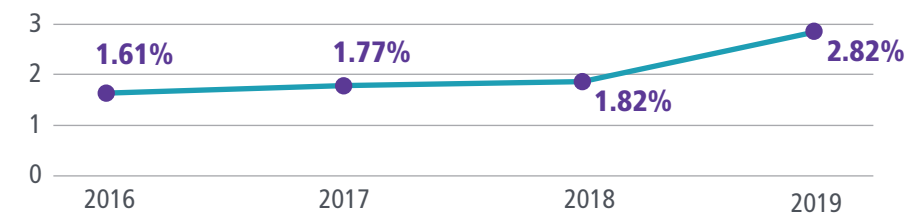
*Admissions of French-speaking immigrants include primary applicants as well as their spouses and dependants, for the purposes of this document.

For further information, consult IRCC's datasets on the Government of Canada's Open Data Portal.

The Government of Canada committed to increasing Francophone immigration in Canada with a view to reaching a target of 4.4% of French-speaking immigrants outside Quebec by 2023.

In 2019, **2.82%** of immigrants admitted in Canada, outside Quebec, were French speakers.

Percentage of admissions of French-speaking permanent residents outside Quebec, 2016 to 2019

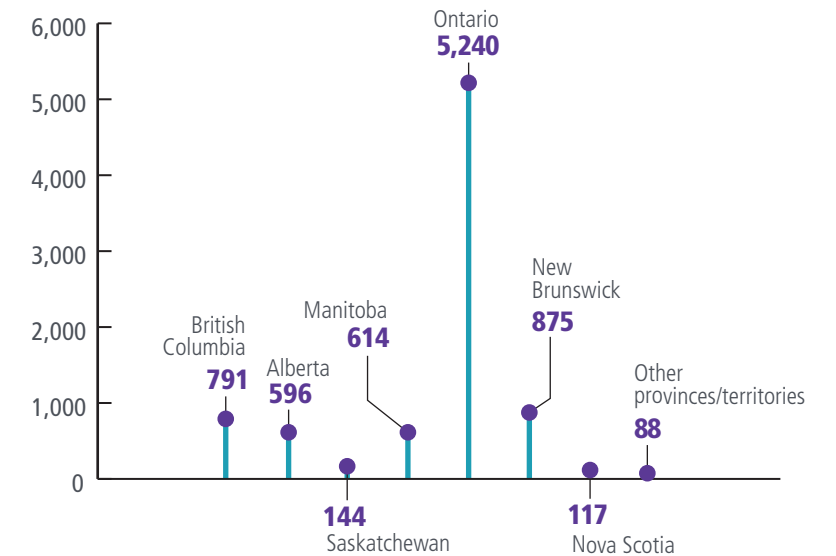


As of 2019, data is based on a new, more inclusive definition and correspond to the first official language of use. French-speaking immigrants are now either:

- a) permanent residents who declare knowledge of "French only" as their official language, or
- b) permanent residents who declare knowledge of "French and English" as their official languages, as well as French as the language in which they are most at ease

In 2019, Ontario was the province that welcomed the largest number of French-speaking permanent residents in Canada outside Quebec.

Admissions of French-speaking immigrants by province/territory of intended destination, 2019



FRENCH-SPEAKING PERMANENT RESIDENTS ADMITTED TO CANADA, OUTSIDE QUEBEC (2019)

Immigration categories

Immigration category	Number	%
Immigrants in the economic class	5,522	65%
Immigrants sponsored by family	1,417	17%
Resettled refugees and protected persons in Canada and dependants abroad	1,445	17%
Other immigrants	81	1%
Total	8,465	100%

*Immigrants in the economic class are selected based on their ability to successfully establish themselves economically in Canada.

French speaking immigrants in the economic class

Category	Number	Category	Number
Federal skilled workers	2,218	Skilled trades	21
Canadian experience	921	Provincial nominees	2,163
Entrepreneurs	13	Caregivers	28
Atlantic Immigration Pilot	158	Total	5,522

Source: IRCC Statistics on Permanent and Temporary Residents as of December 31, 2019. It is worth noting that these data are preliminary estimates and are subject to change.

Distribution of provincial nominees

Provinces and territories	Number
Yukon	8
Northwest Territories	--
Nunavut	--
British Columbia	63
Alberta	32
Saskatchewan	39
Manitoba	420
Ontario	944
New Brunswick	568
Nova Scotia	69
Prince Edward Island	9
Newfoundland and Labrador	11
Total	2,163

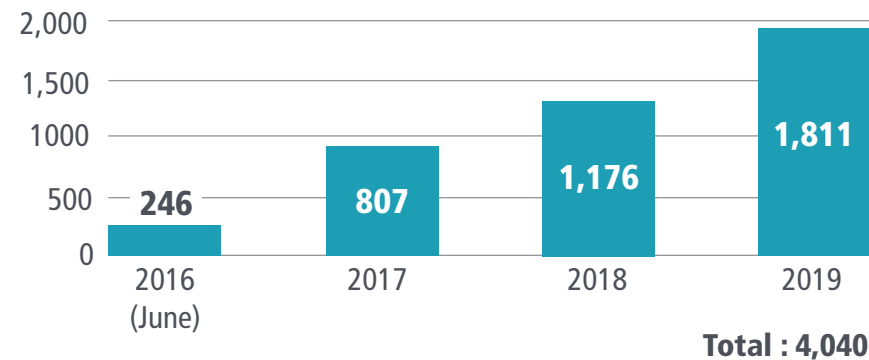
Did you know...?

The Mobilité Francophone stream is growing in use

Since its creation in June 2016, more than **1,700 Canadian employers** have recruited **3,500 French-speaking temporary foreign workers** outside Quebec.

The **top 4 countries** of citizenship of French-speaking temporary foreign workers under this stream, since June 2016: France, Morocco, Tunisia and Belgium.

Number of work permit holders under Mobilité Francophone, June 2016 to 2019



Francophone immigration is regularly promoted online



canada.ca/franco-immigration



Francophone immigration is promoted abroad

Every year, IRCC organizes several events (online, in person) in different countries across the world to promote Francophone immigration outside Quebec.

The Destination Canada Mobility Forum is the flagship event

In 2019:

4,339 people were selected for Paris and Brussels (+285 people live from Bucharest and Rabat, as well as 17,000 views on Facebook)

More than **40** businesses and more than 90 employers were on hand to recruit

More than **500**

job postings were published for more than 1,500 jobs to be filled

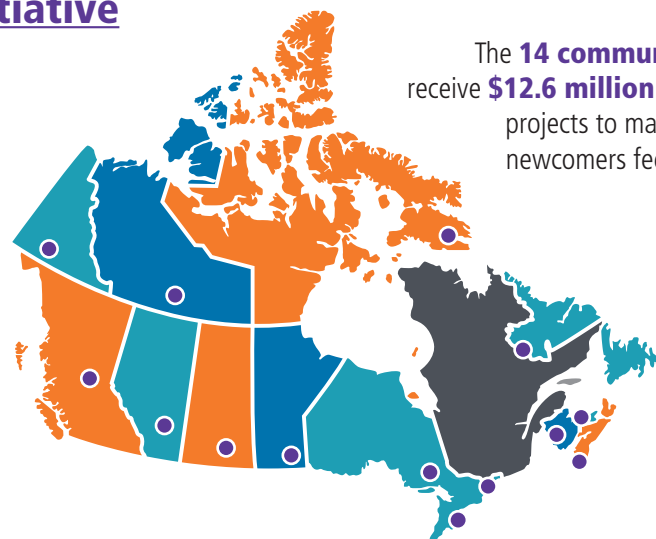


Representatives from provincial and territorial governments and Francophone minority communities or communities outside Quebec

FRENCH-SPEAKING IMMIGRANT SETTLEMENT SERVICES BENEFITTED FROM SEVERAL INNOVATIVE INITIATIVES IN 2019

For example:

The Welcoming Francophone Communities Initiative



The **14 communities** selected will receive **\$12.6 million** (2020 to 2023) for projects to make French-speaking newcomers feel more welcome in these communities.

Language training to support the Francophone Integration Pathway



In 2019, IRCC's Settlement Program launched new services for official-language training tailored to the needs of newcomers who declare French as their language of preference and who settle in Francophone communities outside Quebec. **Seven organizations** were selected to receive funding of up to **\$7.6 million** over **4 years**. Language courses are designed to help newcomers develop the French and English language skills they need in everyday life, at work and in their new Francophone communities. With these new programs, newcomers can receive intensive training in one of Canada's official languages while improving their skills in the other.



Francophone immigration is promoted in Canada as well

In 2019, IRCC promoted Francophone immigration at **183 events** across the country.

116 sessions with employers

46 information sessions with international students

Some of the **21** training sessions were held in rural communities

